

**the oneness of God**

**learning objectives**

- : To know from Sacred Writings that there is only one God
- : To know that all people are created to know and worship God

**materials you will need**

- :: A dictionary
- :: Three piece of white A4 or letter-sized paper for each student
- :: Pens, pencils, crayons, markers, colored pencils, etc.
- :: One copy of the "Homework and Feedback" sheet for each student

**1. PRAYER (3 minutes)**

Choose one prayer from the attached page and have one of the children recite it. Alternatively, you can use any other prayer that corresponds with one of the stated learning objectives.

**2. GO OVER HOMEWORK (5-10 minutes)**

### 3. ACTIVITY (15-20 minutes)

*The purpose of this activity is to help the children learn that there is only one God by creating a small book of facts. Alternatively, you can use any other activity that fulfills the learning objective.*

#### *Instructions*

- See "Activity" section on page 5 for a diagram and step-by-step instructions for constructing the booklet.
- After the students have finished their booklets, ask them to write the following questions on the bottom flap of each page.

*Who created us?*

*Who do we worship?*

*How many Gods are there?*

*Who do we pray to?*

*Give another name for God? (you may need to help the children with other names for God, such as The Lord, the Almighty, Allah, etc.)*

*Why did God create us? (to know and worship Him)*

- Ask the students to write their own answers on the top of the same page where they wrote each question.
- After they have completed answering the questions, ask each student to read their answers out loud.
- Once everyone has finished reading from their booklet, have them decorate their booklet, using colored pencils and other materials, in the remaining time.

4. **STORY** (10-15 minutes)

*Read the attached story and discuss the questions that follow it. Alternatively, you can use any other story that illustrates the stated learning objectives.*

5. **SACRED WRITING** (5 minutes)

Review the passage below and make sure that everyone understands all the words. Alternatively, you can use any other Sacred Writing passage that corresponds with one of the stated learning objectives.

**Magnified be Thy name, O Lord my God! Thou art He Whom all things worship and Who worshipeth no one,... There is none other God except Thee, the Fashioner, the Creator, the Almighty, the Most Powerful**

*« Baba'u'llah, Prayers and Meditations »*

6. **ASSIGN HOMEWORK** (1 minute)

- › Complete one copy of the “Homework and Feedback” form for each student and follow-up to make sure the parents have received it.
- › Every child is to read the Sacred Writing everyday and memorize it.

7. PREPARE TO GIVE CLASS REPORT TO ENTIRE SCHOOL (5 minutes)

8. REFLECTION AND EVALUATION (3 minutes)

Take a few moments after the end of class to complete the "Reflection and Evaluation" sheet.

Praise be to God, the Lord of the Creation, the Compassionate, the Merciful, King of Judgment Day. You alone we worship, and to You alone we pray for help. Guide us to the straight path....

Praise the Name of your Lord, the Most High, who has created all things ....

*« Islam, Qur'an, Sura 1 »*

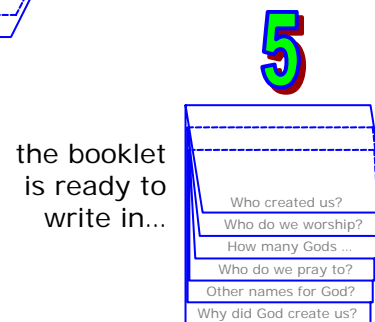
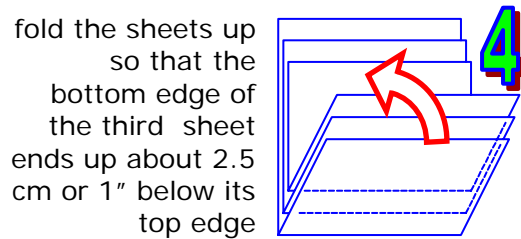
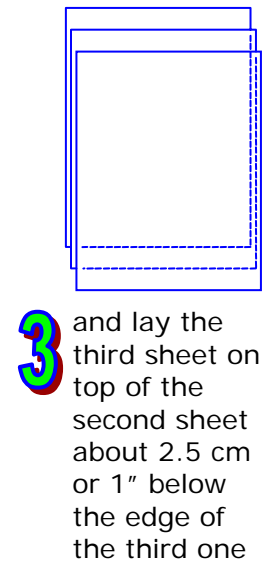
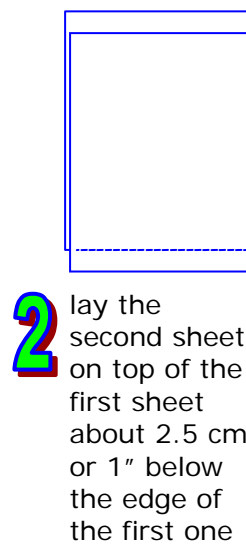
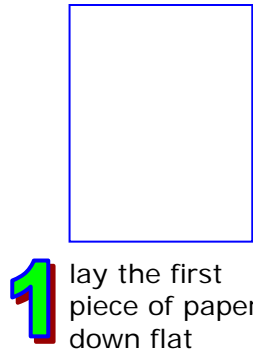
I bear witness O my God that Thou hast created me to know Thee and to worship Thee. I testify, at this moment to my powerlessness and to Thy might, to my poverty and to Thy wealth. There is none other God, but Thee, the Help in Peril, the Self-subsisting.

*« Babá'í Faith, Baba'u'llah, The Hidden Words »*

There is one and only one GOD, Truth is His Name. He is the Creator, He is without fear, He is without hate, He is immortal/without form, He is beyond birth and death He is self illuminated, the Enlightener. He is realized by the kindness of the True.

*« Sikh »*

Directions for constructing booklets...



# Abraham and the Idols


*based on the account in the Qur'an (6: 75-80)*

As a boy, Abraham lived with his family, who like other people in the area called Babylonia worshipped idols. These idols were made of stone or wood. Some people during that time worshipped the stars the sun or the moon; others worshipped their king or other leaders.

One day Abraham saw his father carving a statue, and he asked his father what it was. His father told him that it was a "god". Because he was bright and wise, Abraham immediately knew the statue could not be a "god".



LESSON




One day, while playing, Abraham decided to ride on top of one of the statue-idols. His father became very angry, and told Abraham not to play with it. He said it was Mardukh, the god of gods; he said the god has big ears that show he has great knowledge. Even though Abraham was just 7 years old he laughed because the idea seemed so strange.

As Abraham grew he came to dislike the idols. He could not understand how a person could make a statue and then worship it. He saw the statues could not eat, drink or talk; if they were knocked down, they could not even make themselves stand up. He wondered how people could believe that such statues could help or hurt them.

When his father took him to a temple, Abraham saw people bow and cry in front of the idols, begging these

false gods for help. Abraham knew the statues could not hear or understand them.



Later in his life Abraham received God's message to tell the people that there is only One God. He told the people, "*I have been sent with guidance from our Lord Who is the creator of the heavens and the earth*".

### Discussion Questions for Story

- › What did people in Abraham's time worship? (They worshipped statues or idols.)
- › What do you think about worshipping idols? Is it good or bad? (It's bad because idols are things made by people, which have no real ability to do anything; people created idols; idols didn't create people.)
- › What did Abraham think when his father told him a statue he was making was a "god"? (Abraham thought it could not be a god.)
- › Why did Abraham's father get angry with him? (Abraham was riding on a statue his father worshipped.)
- › What did people do in the temple that Abraham thought was strange? (They would bow and cry in front of pieces of wood or stone that had no power to do anything.)
- › What message did Abraham give to people? (That there is One God who is the Creator of heaven and earth.)
- › Who told Abraham to go and tell people about God? (God did; Abraham was one of God's holy Messengers.)

LESSON

1. What did you like about this lesson? \_\_\_\_\_

\_\_\_\_\_  
\_\_\_\_\_

2. Which parts of the lesson did the students like? \_\_\_\_\_

\_\_\_\_\_  
\_\_\_\_\_

3. Were the students able to answer the questions asked throughout the lesson? \_\_\_\_\_


\_\_\_\_\_  
\_\_\_\_\_

4. Did the level of the lesson match the students' capabilities? \_\_\_\_\_

\_\_\_\_\_  
\_\_\_\_\_

5. What would you change or add to the lesson? \_\_\_\_\_

\_\_\_\_\_  
\_\_\_\_\_  
\_\_\_\_\_  
\_\_\_\_\_



TO THE PARENTS OF: \_\_\_\_\_

FROM: \_\_\_\_\_

DATE: \_\_\_\_\_



### WHAT DID WE DO?

The topic for this session was:

***Oneness of God and the Meaning of Divine Unity***

The learning objectives were:

:: *To know from Sacred Writings that there is only One God, the Creator of all mankind*

:: *To know that all people are created to know and worship God*

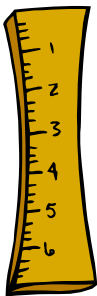
### HOW DID YOUR CHILD DO?

Participation: [ ] **Great!** Active participation  
[ ] **Fair.** Passive participation  
[ ] **Poor.** Not active (needs to improve)

Interaction: [ ] **Great!** Very understanding and cooperative  
[ ] **Fair.** Occasionally helpful, occasionally disruptive  
[ ] **Poor.** Distractive to others (Needs to improve)

Comments: \_\_\_\_\_

\_\_\_\_\_  
\_\_\_\_\_  
\_\_\_\_\_  
\_\_\_\_\_  
\_\_\_\_\_





### WHAT'S THE HOMEWORK FOR THE NEXT LESSON?

1. Read the Sacred Writing every day and memorize it.

*Magnified be Thy name, O Lord my God! Thou art He Whom all things worship and Who worshipeth no one,..... There is none other God except Thee, the Fashioner, the Creator, the Almighty, the Most Powerful. (Baha'u'llah)*

2. The children should discuss the meaning of this Sacred Writing with their parents before the next session.

### WHAT WILL WE COVER NEXT SESSION?

Next session we will continue with the topic:

#### ***The Oneness of God and the Meaning of Divine Unity***

The learning objectives for the next session will be:

*:: To realize that God loves and showers blessings and bounties upon all the people of the world*

*:: To understand that all things are of God and to see a door to the knowledge of God in every created thing*

