

**the relationship
between God and**

learning objectives

- : To gain insight into the meaning of the Greater Covenant and how this relates to the Prophetic Cycle and the Cycle of Fulfillment
- : To use analogies to explain to others the relationship between God, the Messengers, and humanity

materials you will need

- :: Dictionary
- :: At least one sheet of white paper for each student
- :: One copy of the activity sheet for each student
- :: Scissors
- :: Crayons, colored pencils, markers, etc.
- :: Glue
- :: One copy of the Homework and Feedback sheet for each student

1. PRAYER (3 minutes)

Choose one prayer from the Prayers Page (section two) and have one of the children recite it. Alternatively, you can use any other prayer that corresponds with one of the stated learning objectives.

2. GO OVER HOMEWORK (5-10 minutes)

3. ACTIVITY (15-20 minutes)

The purpose of this activity is to help the children explain to others the relationship between God,

Humanity and the Messengers of God. In this, they will be using the diagram used in lesson 7.

Instructions:

1. Ask the children to cut out all four strips shown on the second page of the activity sheet.
2. Ask them to complete the strips by using the words: "God", "Humanity", and "Messengers". *Note: the longest strip should simply say "Messengers" on it.*
3. Ask them to use these strips of paper to explain the relationship between the God, Humanity and the Messengers. Ask each child to use their diagram to explain the relationship between God, the Messengers, and humanity.
4. You may need to help some of the children with the arrangement of the strips similar to the layout shown on Lesson 7 story. Please refer to it before the class.
5. When explaining the significance of the vertical line, please ask them to give you names of different Messengers/Manifestations of God (such as Christ, Buddha, Bahá'u'lláh, Muhammad, etc.).
6. Now give each child a copy of the symbol on the last activity sheet. Ask them if they can see the similarity between this symbol and what they have produced. You may need to help them with this, highlighting the three horizontal lines and the one vertical line.

4. STORY (10-15 minutes)

Read the attached story and discuss the questions that follow it. Alternatively, you can use any other story that illustrates the stated learning objectives.

5. SACRED WRITING (5 minutes)

Review the passage below and make sure that everyone understands all the words. Alternatively, you may use any other Sacred Writing that corresponds with one of the stated learning objectives.

O SON OF BEING! Love Me, that I may love thee. If thou lovest Me not, My love can in no wise reach thee. Know this, O servant.

« Baba'u'llah, The Arabic Hidden Words, #5 »

6. ASSIGN HOMEWORK (1 minute)

- › Everyone is to read the Sacred Writing once every day and memorize it before the next session.
- › Explain the meaning of the Sacred Writing to a relative or a friend before the next session.
- › Be prepared to give the same explanation to the class in the following week.

7. PREPARE TO GIVE CLASS REPORT TO ENTIRE SCHOOL (5 minutes)

8. REFLECTION AND EVALUATION (3 minutes)

Take a few moments after the end of class to complete the "Reflection and Evaluation" sheet in section five.

Choose one of the following prayers:

O Lord! Make these children excellent plants. Let them grow and develop in the Garden of Thy Covenant, and bestow freshness and beauty through the outpourings of the clouds of the Abha Kingdom....Thou art the Powerful, the All-Loving.


« Baba'i, ABdu'l-Baba »

Remember God's grace upon you and His covenant by which He bound you when ye said: "We hear and we obey"; And keep your duty to God. For He knoweth what is in the hearts of men.

« Islam, Qur'an 5:7 »

But I will establish My covenant with thee; and thou shalt come into the ark, thou, and thy sons, and thy wife....And of every living thing of all flesh, two of every sort shalt thou bring into the ark, to keep them alive with thee... Thus did Noah; according to all that God commanded him, so did he. And the LORD said unto Noah: 'Come thou and all thy house into the ark; for thee have I seen righteous before Me in this generation.

« Judaism, Old Testament, Genesis 6:18 - 7:1 »



LESSON 10

WORLD OF:

WORLD OF:

WORLD OF:

THE GOLDEN CALF

*based on the Contemporary English Version of the Old Testament
Exodus Chapter 32*



God asked Moses to come and see Him on Mt. Sinai. On the mountain, God gave Moses ten important laws to give His followers. These laws are called The Ten Commandments. The most important law is called the First Commandment. It says that we must not worship any other gods. It also says that we must never make our own gods or worship idols. An idol is a statue that people make, and pretend that it's a god, and they pray to it and asks it to help them.

LESSON **10**



God wrote the Ten Commandments onto two stone tablets. Moses stayed on the mountain for a long time. The people couldn't see him up there. He was there for so long that they thought something happened to him and he might never come back. So the people started to grumble and complain to Moses' brother, Aaron.

The people gathered around Aaron and asked him to make a god for them that they could pray to and worship. He told all the people to give him their jewelry. Then he melted it down and made a golden statue of a calf that he put on a high rock so everyone could see it. He told the people that this was their god and he led them in worshipping the golden calf.

Back up on the mountain, God told Moses about the golden calf. He also told Moses that He was very angry with the people for doing this – so angry that He was going to destroy all of them.

LESSON **10**

Moses tried to get God to change his mind. He asked God how He could protect the people for such a long time and suddenly change His mind like this. He asked God not to be angry with His people. He asked God not to kill them! Moses also asked God about the promise that He had made long ago with the Prophet Abraham and His followers. God had promised to protect them, if they worshipped Him. When Moses said this, God changed His mind and let the people live.



When Moses came back down the mountain. He saw His followers praying to the statue. Moses was so angry that He took the stone tablets that God had given Him and threw them down on the ground and broke them into pieces. He reminded Aaron and His people of God's most important rule... never make your own gods.

Then He took the golden calf and smashed it to bits.

Example Discussion Questions for Story

- › Why did God ask Moses to go up to Mt. Sinai? (to give Him the Ten Commandments)
- › What is the First Commandment? (not to worship any other gods)
- › What's an idol? (a statue that people worship)
- › What were the people doing when Moses came back down from the mountain? (They were praying to and worshipping the idol).
- › Why did God get upset with the people? (Because they were breaking the First Commandment)
- › What was God going to do? (Kill everyone)
- › How did Moses talk God out of killing all His followers? (Reminded Him about the promise He'd made to Abraham)
- › *Teacher: from this point lead the students to an understanding of the concept of the Covenant between God and Man (it's like an agreement that we make with God), the fact that it's always existed (going all the way back to the time of Moses), and how it works (God promises to guide and protect us, if we worship Him by following His laws)*
- › Can you think of a time when one of your parents became upset or angry with you because you didn't follow their rules?
- › Can you say that there's a covenant between you and your parents (they care for you, love you, and protect you, and you, in return, love them and obey them)?

LESSON 10


1. What did you like about this lesson? _____

2. Which parts of the lesson did the students like? _____

3. Were the students able to answer the questions asked throughout the lesson? _____

4. Did the level of the lesson match the students' capabilities? _____

5. What would you change or add to the lesson? _____



TO THE PARENTS OF: _____

FROM: _____

DATE: _____

WHAT DID WE DO?



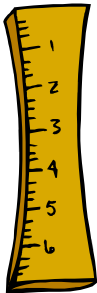
The topic for this session was:

The Relationship Between God and Man

The learning objectives were:

- : To gain insight into the meaning of the Greater Covenant and how this relates to the Prophetic Cycle and the Cycle of Fulfillment
- : To use analogies to explain to others the relationship between God, the Messengers, and humanity

HOW DID YOUR CHILD DO?



- Preparation: [] **Great!** Active participation
[] **Fair.** Passive participation
[] **Poor.** Not active (needs to improve)

- Participation: [] **Great!** Active participation
[] **Fair.** Passive participation
[] **Poor.** Not active (needs to improve)

- Interaction: [] **Great!** Very understanding and cooperative
[] **Fair.** Occasionally helpful, occasionally disruptive
[] **Poor.** Distractive to others (Needs to improve)

Comments: _____



WHAT'S THE HOMEWORK?


1. Everyone is to read the Sacred Writing (shown below) once every day until the next session and try to memorize it.

O SON OF BEING! Love Me, that I may love thee. If thou lovest Me not, My love can in no wise reach thee. Know this, O servant.

« Baha'u'llah, *The Arabic Hidden Words*, #5 »

2. Explain the meaning of the Sacred writing to a parent, a brother, a sister, or a friend before the next session.
3. Be prepared to give the same explanation to the class in the following week.

WHAT WILL WE DO AT THE NEXT SESSION?



We will continue with Topic 3:

The Relationship Between God and Man

We will cover the following learning objectives:

:: *To discern how each Messenger is a spiritual educator of all mankind*

:: *To perceive the need for Divine Guidance in one's own life*