

the relationship
between God and
man

Learning objectives

: To evaluate the students' understanding of the learning objectives covered in Topic 3 – The Relationship Between God and Man (Lessons 7-12)

materials you will need

:: Dictionary
:: Copies of Lessons 7-12
:: Pen, pencils, markers
:: Paper
:: Copies of the Feedback and Homework sheet for each student

1. PRAYER (3 minutes)

Choose and recite one of the prayers that was not recited during Lessons 7-12. Alternatively, you can use any other prayer that corresponds with the topic of the lessons.

2. GO OVER HOMEWORK (5-10 minutes)

3. REVIEW QUESTIONS (15-20 minutes)

Ask each student to answer the following questions, along with any others that you feel may be a good review of the concepts covered in Lessons 7-12:

1. Ask each student to separately write the names of all the Messengers discussed in Lesson 7, in the correct order on a blank sheet of paper.
2. Ask each student to draw the ringstone symbol.
3. Once all the students have finished their work, ask them to read out the names of the Messengers in the order they've written them down. Point out corrections as necessary.
4. Next, ask the students to show their drawing of the ringstone symbol and explain the meaning of the symbol out loud.
5. Ask the children, "What is the purpose of the Messengers?" Their answers should demonstrate that they understand that the Messengers are the spiritual Educators of mankind (from Lesson 11).

4. STORYTELLING EXERCISE (15 minutes)

Ask each student to recount one of the stories from Lessons 7-12.

4. MEMORY EXERCISE (10 minutes)

Ask each student to write down one of the Sacred Passages that they memorized from Lessons 7-12.

5. PREPARE TO GIVE CLASS REPORT TO ENTIRE SCHOOL (5 minutes)

6. ASSIGN HOMEWORK (5 minutes)

- › Complete one copy of the “Homework and Feedback” form, in section 3 of this lesson, for each student and follow-up with the parents to make sure they have received it.
- › Read the Sacred Writing (from Lesson 12) with an adult at least once before the next session and try to memorize it.
- › Try to find this Sacred Writing in a copy of the Qur’an you may have at home (if you do not have it, try borrowing a copy from the library).
- › Find out Who wrote the Qur’an and how many chapters It has. Write this down and bring it with you to the next class.

7. REFLECTION AND EVALUATION (3 minutes)

Your feedback and comments are very important because they will be used to improve this lesson. Please take a few moments after class to complete the “Reflection and Evaluation” sheet in section two of this lesson.

You may submit your feedback by e-mail to:

feedback@spiritual-education.org

Instead, you may wish to submit your feedback using the web-based form at:

www.spiritual-education.org/feedback

Thank you!

REVIEW **3**

1. What did you like about this lesson? _____


2. Which parts of the lesson did the students like? _____

3. Were the students able to answer the questions asked throughout the lesson? _____

4. Did the level of the lesson match the students' capabilities? _____

5. What would you change or add to the lesson? _____

You can submit your feedback by e-mail to feedback@spiritual-education.org
or by using the web-based form at www.spiritual-education.org/feedback.



TO THE PARENTS OF: _____

FROM: _____

DATE: _____



WHAT DID WE DO?

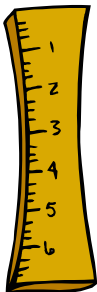
We reviewed the following topic:

The Relationship Between God and Man

The learning objectives were:

: To evaluate the students' understanding of the learning objectives covered in Topic 3 – The Relationship Between God and Man (Lessons 7-12)

HOW DID YOUR CHILD DO?



Preparation: [] **Great!** Active participation
[] **Fair.** Passive participation
[] **Poor.** Not active (needs to improve)

Participation: [] **Great!** Active participation
[] **Fair.** Passive participation
[] **Poor.** Not active (needs to improve)

Interaction: [] **Great!** Very understanding and cooperative
[] **Fair.** Occasionally helpful, occasionally disruptive
[] **Poor.** Distractive to others (Needs to improve)

Comments: _____

WHAT'S THE HOMEWORK?




1. Read the Sacred Writing below (from Lesson 12) with an adult at least once before the next session and try to memorize it.

*In the name of the merciful and compassionate God.
Praise belongs to God, the Lord of the worlds, the
merciful, the compassionate, the ruler of the day of
judgment! Thee we serve and Thee we ask for aid.
Guide us in the right path...*

« Qur'an, Sura 1, tr. Palmer »

2. Try to find this Sacred Writing in a copy of the Qur'an you may have at home (if you do not have it, try borrowing a copy from the library).
3. Find out who wrote the Qur'an and how many chapters it has. Write this down and bring it with you to the next class.
4. Write the Sacred Writing out with your best handwriting in your journal or on a piece of paper and decorate it to show to the class.

WHAT WILL WE DO AT THE NEXT SESSION?



Begin Topic 4:

The Nature and Purpose of Religion

The learning objectives for the next session will be:

- :: *To become familiar with the role and purpose of religion*
- :: *To understand that religion is a way of life*
- :: *To understand that religion is the blueprint for the civilization of the world*